

Our students ...

✓ *Number of students enrolled in 2015-2021*

❖ *The tuition figure for the first year is shown in the table below:*

Academic year	Total no. of doctoral students			Total no. of doctoral students
	Budgeted, on scholarship	Budgeted, no scholarship	Tuition fee paying	
2015-2016	0	6	11+7st	24
2016-2017	5	2	10+7st	24
2017-2018	3	7+1BRS	29+5st	45
2018-2019	6	5	18	29
2019-2020	3	6	35	44
2020-2021	4	3	24	31
TOTAL				197

Table 1 Number of students enrolled in the first year 2015-2020

Legend:

st = foreign student

BRS = holder of a scholarship provided by the Romanian state

❖ *The dynamics of the no. of doctoral students enrolled to the "Alexandru Piru" Doctoral School by years of study is as follows:*

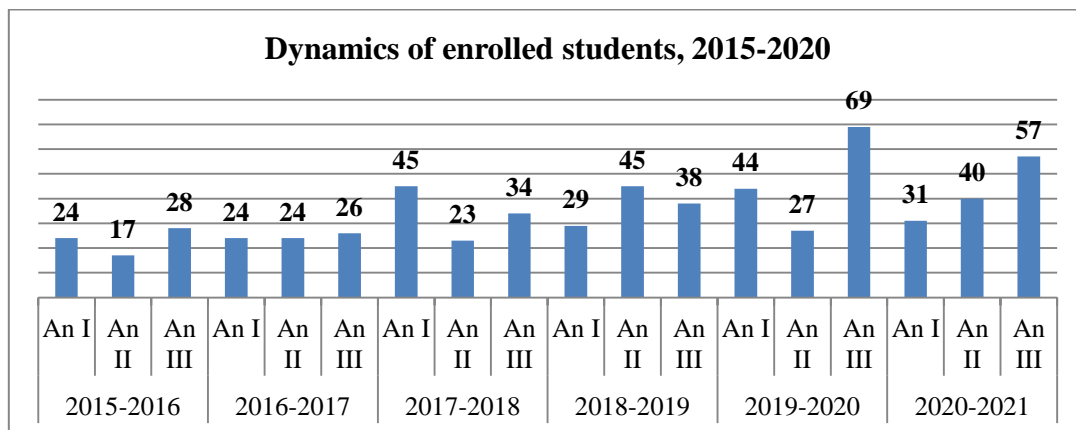


Figure 1 Dynamics of the number of doctoral students enrolled by academic year 2015-2020

In the figure below we present the dynamics of the total number of enrolled doctoral students:

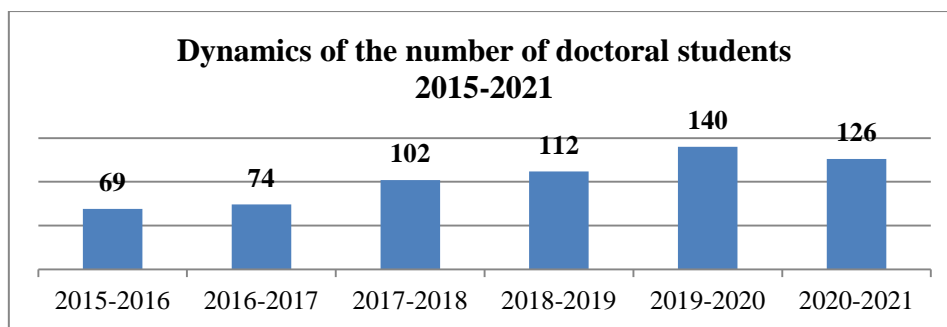


Figure 2 Dynamics of the number of doctoral students 2015-2020

As the internationalization of the “Alexandru Piru” Doctoral School is one of our constant concerns, we also present the dynamics of the foreign students enrolled in the evaluated period:

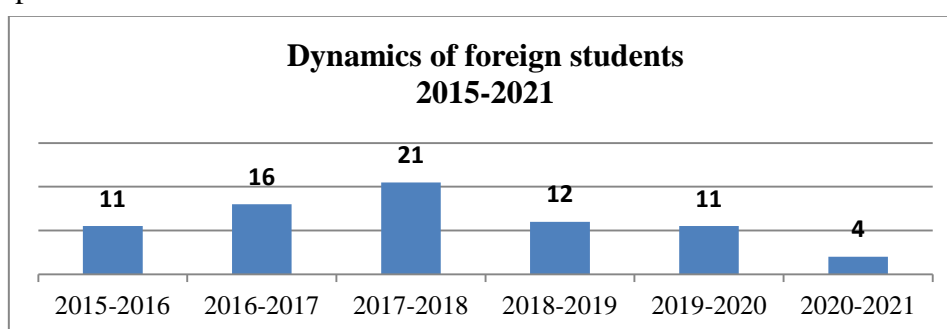


Figure 3 Dynamics of the number of foreign doctoral students 2015-2021

The general situation of students enrolled in the evaluated period is shown below:

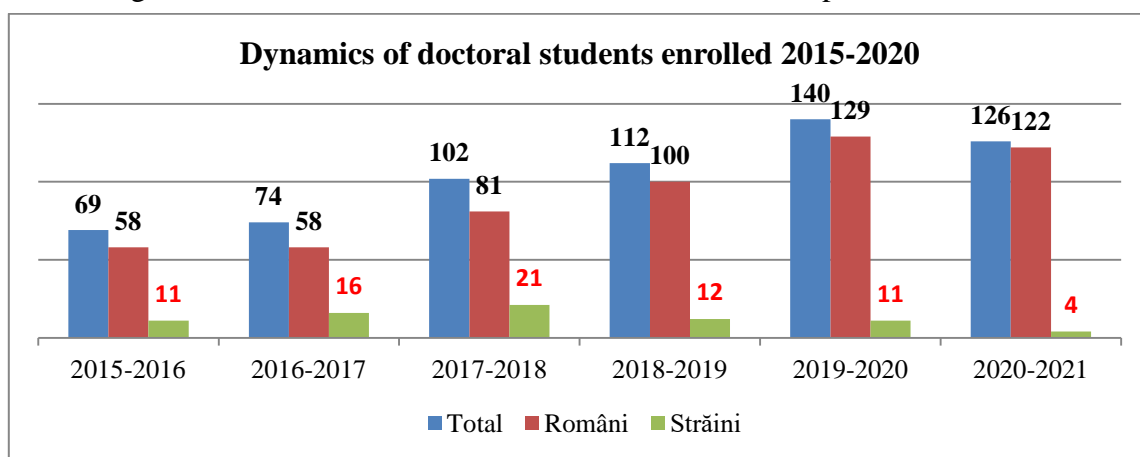


Figure 4 Status of enrolled students 2015-2020
*in red, foreign students

The diagrams presented above show a constant increase and, practically, a doubling of the number of doctoral students in the evaluated period, as well as the attraction of foreign doctoral students, in response to all actions, on the one hand, to promote the doctoral school and, on the other, by highlighting the importance of doctoral studies for the professional development of young people.